




LINKBASIC 兰贝

CAT 5E UTP SYSTEM PRODUCTS

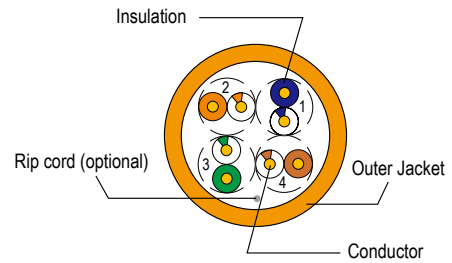
CAT 5E UTP SOLID CABLE

P/N: CLA04-UC5E

P/N: CLA04-UC5E



Product picture



Cross section

P/N: CLA04-UC5E

DESCRIPTION

- Rated temperature:70℃
- Reference standard:UL Subject 444, EIA/TIA 568B.2-10 & ISO/IEC 11801
- Solid bare copper conductor
- Colour-coded PE insulation
- Rip cord (optional)
- PVC or LSZH jacket
- Packaging: Reel,Reel in Box

APPLICATION

- 100 Base-T4
- 100Base-TX
- 100VG-AnyLAN
- 155Mbps ATM
- 622Mbps ATM

CONSTRUCTION

Structure	Construction	U/UTP
	Number of Pairs	4 Pair
	AWG	24AWG
	Conductor Dimension (mm)	0.50(24AWG)
Insulation	Insulation material	HDPE
	Insulation Dimension (mm)	0.88
	Number Colour (Ring or Strip marking)	1.White/Blue(Ring) & Blue 2.White/Orange(Nng) & Orange 3.White/Gem(Rhg) & Green 4.White/Brown(Ping) & Btwn
	Cross Filler	No
Shield	IndividualShield & Material	No
	Outer Shield & Material	No
	Drain Wire	No
Outer Jacket	Outer Jacket Material	PVC or LSZH
	Outer Jacket Ripcord	Based On Customer Requirements
	Overall Nominal Diameter (mm)	24AWG UTP nom:4.8mm

CAT 5E UTP SOLID CABLE

Copper solution



LINKBASIC 兰贝



WWW.LINKBASIC.COM



LINKBASIC 兰贝

CAT 5E UTP SYSTEM PRODUCTS


CAT 5E UTP SOLID CABLE P/N: CLA04-UC5E

ELECTRICAL CHARACTERISTICS

Max. Mutual Capacitance @ kHz	≤5.6 nF/100M
Max. Capacitance unbalance (pF/ 100m)	≤330pF /100M(Per TIA/EIA-568B.2) ≤160pF /100M(Per IEC 61156)
Nominal Velocity of Propagation	65%
Max. Delay Skew (ns/100m)	≤45ns/100M
Max. Conductor DC Resistance @ 20 Deg. C	9.38Ω /100M (23AWG)
Max. DC Resistance unbalance @ 20 Deg. C	≤5%(per TIA/EIA-568B.2) ≤2%(per IEC 61156-5)
Min. insulation Resistance (MΩ/ k m)	5000
Max. Operating Voltage-UL	300V

MECHANICAL CHARACTERISTICS


Operating Temp. Range	-20~70℃
Max. Recommended Pulling Tension	110N
Min. Bend Radius (Install)	4 x O.D.
Flame Test	CMR



Cat 5E UTP solid cable
RAL 7004



Cat 5E UTP solid cable(LSZH)
RAL 7035



Cat 5E UTP solid cable(CMR)
RAL 7004

TIA/EIA 568-B.2 ELECTRICAL CHARACTERISTICS

Frequency (MHz)	Input Impedance (Ohms)	ATT (DB/100m)	RL (Db)	NEXT (Db)	PSNEXT (Db)	ELFEXT (Db/100m)	PSELFEXT (Db/100m)	PD (Ns/100m)	SKEW (Ns/100m)	Hybrid PSNext (db Min)
0.772	100±15	1.8	19.4	67.0	64.0	66.0	63.0	575	45	65.0
1	100±15	2.0	20.0	65.3	62.3	63.8	60.8	570	45	65.0
4	100±15	4.1	23.0	56.3	53.3	51.7	48.8	552	45	59.3
8	100±15	5.8	24.5	51.8	48.8	45.7	42.7	547	45	54.8
10	100±15	6.5	25.0	50.3	47.3	43.8	40.8	545	45	53.3
16	100±15	8.2	25.0	47.2	44.2	39.7	36.7	543	45	50.2
20	100±15	9.3	25.0	45.8	42.8	37.7	34.7	542	45	48.8
25	100±15	10.4	24.3	44.3	41.3	35.8	32.8	541	45	47.3
31.25	100±15	11.7	23.6	42.9	39.9	33.9	30.9	540	45	45.9
62.5	100±15	17.0	21.5	38.4	35.4	27.8	24.8	539	45	41.4
100	100±15	22.0	20.1	35.3	32.3	23.8	20.8	538	45	38.3

ORDER INFORMATION

Part number	Description	AWG	Standard color	packing Type	Carton	Carton measurement	Carton weight
CLA04-UC5E	Cat 5e UTP Solid Cable	24AWG	RAL7004	Box	305m(1000ft)	L35.5cm× W32.5cm × H35.5cm	9.40KG
CLA04-UC5E-CMR	Cat 5e UTP Solid Cable	24AWG	RAL7004	Box	305m(1000ft)	L35.5cm× W32.5cm × H35.5cm	9.40KG
CLA04-UC5E-LSZH	Cat 5e UTP Solid Cable	24AWG	RAL7035	Box	305m(1000ft)	L35.5cm× W32.5cm × H35.5cm	9.10KG



LINKBASIC 兰贝



WWW.LINKBASIC.COM

CAT 5E UTP SOLID CABLE

Copper solution